











# User operations at the pre-payment machines

	Ticketless Service Members		Other than Ticketless Service Members	
	No parking ticket issued		A parking ticket will be issued	
	HILLS APP user	HILLS APP user	HILLS CARD Mastercard® user <small>(those who do not have the HILLS APP)</small>	Those who do not have the HILLS APP/ HILLS CARD Mastercard
Purchase Amount Discount	 Please hold up your HILLS APP membership QR Code	 Please insert your parking ticket	 Please insert your parking ticket	 Please insert your parking ticket
How to apply discounts	No action required	 Please hold up your HILLS APP membership QR Code*	 Please insert your HILLS CARD Mastercard <small>*Please select "Hills Card Discount."</small>	No action required
Purchase Amount Discount	All discounts (purchase amount, HILLS CARD Mastercard, and 4 and 3 Star Member benefits) associated with membership will be automatically applied		Applicable Purchase amount discounts and HILLS CARD Mastercard discounts will be applied automatically	Applicable purchase amount discounts are automatically applied
HILLS CARD Mastercard Discount				_____
4 and 3 Star Member benefits			For 4 and 3 Star Member benefits, please use the HILLS APP	_____
Service Ticket discount	 Please insert your Service Ticket	 Please insert your Service Ticket	 Please insert your Service Ticket	 Please insert your Service Ticket
	If you have a Parking QR code on your HILLS APP, you can use it instead of your HILLS APP membership QR code			

\*Instead of the HILLS APP membership QR code, Discounts associated with HILLS CARD Mastercard will be applied by scanning your HILLS CARD Mastercard.

### As regards Discounts by HILLS CARD Mastercard and Discounts by 4 and 3 Star Member benefits

- Discounts by HILLS CARD Mastercard and Discounts by 4 and 3 Star Member benefits can be applied only once per one payment. Those discounts of 2nd person or more cannot be combined for one payment.

### In case that joint users are registered on Ticketless Parking

- Any joint user can start the payment process.
- When applying discounts at checkout, all applicable discounts for joint users will be applied together at the same time.
- If multiple vehicles registered on Ticketless Parking are in the parking lot at the same time, pre-payment cannot be made because the machine cannot identify the vehicle. If you wish to pay using the pre-payment machine, please specify the vehicle to be paid using the “Designation of vehicles to be discounted” page on Ticketless Parking website, and when paying, hold your HILLS APP membership QR code up to the pre-payment machine.
- If you do not want your discount information to be combined with that of other joint users when making payment, you can set it like that on your “My Page” of Ticketless Parking website. Please refer to the dedicated website for details.